



### District Report Card: 2017


<b>State:</b> Jharkhand	<b>District:</b> Jamtara
<b>Class:</b> 8	<b>Subject:</b> Science
<b>Schools:</b> 49	<b>Students:</b> 1038


### Participation/Coverage


#### Students

 GENDER	Boys		Girls	
	Number	%	Number	%
	490	47.21	548	52.79

 AREA	Rural		Urban	
	Number	%	Number	%
	940	90.56	98	9.44

 CATEGORY	SC		ST		OBC		GEN	
	Number	%	Number	%	Number	%	Number	%
	91	8.77	290	27.94	618	59.54	39	3.76

 CWSN	LD	VI	HI	S&LD	ID	Oth
	1	1	27	1	0	16

 Management	Government		Government-aided	
	Number	%	Number	%
	1038	100.00	0	0.00

### Average Performance of Students in Science (%)

Overall	Gender		Area		Management		Social Group			
	Male	Female	Rural	Urban	Govt.	Aided	SC	ST	OBC	GEN
53.00	51.28	54.54	51.48	67.55	53.00	0.00	55.16	51.72	53.31	52.48

## Performance on Learning Outcomes (LOs)

Learning Outcomes	Description	Average Performance(%)
SCI703	Classifies materials and organisms based on properties/characteristics	51.71
SCI704	Conducts simple investigation to seek answers to queries	38.90
SCI705	Relates processes and phenomenon with causes	51.44
SCI708	Measures and calculates e.g., temperature; pulse rate; speed of moving objects; time period of a simple pendulum, etc.	62.91
SCI710	Plots and interprets graphs	49.12
SCI711	Constructs models using materials from surroundings and explains their working	54.97
SCI801	Differentiates materials, organism and processes	60.51
SCI804	Relates processes and phenomenon with causes	60.23
SCI805	Explains processes and phenomenon	43.12
SCI807	Measures angles of incidence and reflection, etc.	60.12
SCI811	Applies learning of scientific concepts in day-to-day life	51.97
SCI813	Makes efforts to protect environment	61.37

Range of Performance of Students who Answered Correctly							
Below 30%		30% - 50%		50% - 75%		Above 75%	
Number	%	Number	%	Number	%	Number	%
239	23.03	237	22.83	313	30.15	249	23.99

### Lowest Performing Learning Outcomes (LOs)

- 1 - Conducts simple investigation to seek answers to queries (38.90)
- 2 - Explains processes and phenomenon (43.12)
- 3 - Plots and interprets graphs (49.12)
- 4 - Relates processes and phenomenon with causes (51.44)
- 5 - Classifies materials and organisms based on properties/characteristics (51.71)